

Activity: "I Promise" Proclamations

Focus: Essential Employability Skills, Social/Emotional Learning

Grade Range: K - 2nd

Time: 30-40 minutes



INSTRUCTIONS

1. A great way to open today's book is by sharing it was written by LeBron James! This may spark some discussion about him, how individuals can do many things in life more than what they are known for, or about how he uses his platform to do good in the world. Take a few minutes to let the students share their thoughts.
2. Read *I Promise* aloud to students. *Note: if teacher allows, you can move the students to a "group" setting (carpet, reading space).
3. Share with students that they will be taking time to make their own pledges/proclamations today. Show students the example of what the proclamation will look like when finished.
4. Separate students into small groups (4-5 students per group) with at least one mentor paired with each group. Each group will need copies of the proclamation materials (one set for each student), scissors, glue, pencils, and coloring supplies.
5. Pass out the proclamation statements to each student. Guide students through the statements, assisting with spelling or ideas as needed.
6. Once all students have completed the statements, allow time for them to color and decorate the statement page. You can then give them the cover page to color and fill out their name.
7. As students finish coloring, instruct them to cut out the name box, "promise" box, and proclamation. Be sure to remind students not to cut off the tabs on the proclamation (this is where it will be glued together).
8. Once assembled, students can gently fold the middle of the proclamation, so it folds down for the top and bottom to meet.
9. If time allows, finish today's lesson by allowing students to share their proclamations with the whole group.



SYNOPSIS

Students will create proclamations where they establish positive things they will do in their lives.

MATERIALS

- Book: *I Promise*
- Class set of "I Promise Proclamation"
- Coloring supplies (whatever students have access to in classroom)
- Pencils (student)
- Glue
- Scissors

TIPS

Fill out and assemble one proclamation ahead of time to use as a physical example for the students!

PROCLAMATION COVER PAGE

'S

PROMISE





PROCLAMATION

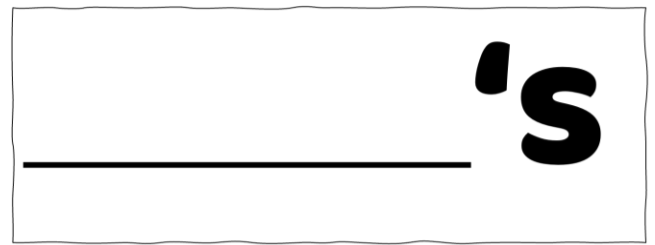

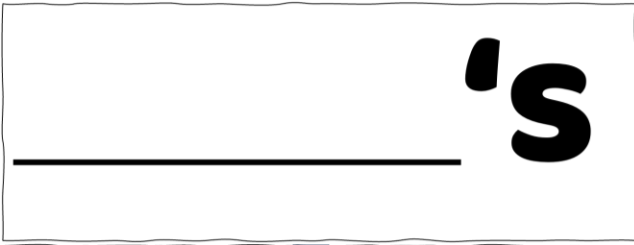
To be:

To listen to:

To have:

To always:

To never:



GLUE



To be:

To listen to:

To have:

To always:

To never:

GLUE



To be:

To listen to:

To have: **FOLD HERE**

To always:

To never:

